

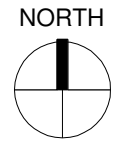
	LOBBY: WELCOME / HELP / COMPUTER / CAFE	5,345 SF
	STUDENT SERVICES	7,560 SF
	BUILDING FLOOR SUPPORT SPACES	2,805 SF
<hr/>		
	FIRST FLOOR TOTAL	15,710 GSF
	FIRST FLOOR OUTDOOR PATIOS TOTAL	1,375 GSF
<hr/>		
	OVERALL FIRST AND SECOND FLOOR TOTAL	29,340 GSF
	OVERALL OUTDOOR PATIO / TERRACE TOTAL	2,110 GSF



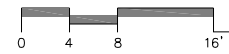
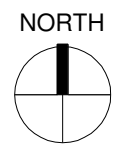
AUGUST 11, 2020
CUESTA COLLEGE CAMPUS CENTER
 PROPOSED FIRST FLOOR PLAN





LOBBY / MAIN CIRCULATION	2,035 SF
PRESIDENT'S SUITE	1,495 SF
BOARD ROOM	1,640 SF
FOUNDATION / MARKETING SUITE	1,570 SF
HUMAN RESOURCES	1,590 SF
ADMIN / FISCAL / ACCOUNTING DEPARTMENT	3,040 SF
STAFF BREAK ROOM	400 SF
BUILDING FLOOR SUPPORT SPACES	1,850 SF

SECOND FLOOR TOTAL 13,630 GSF
 SECOND FLOOR OUTDOOR TERRACE 735 GSF



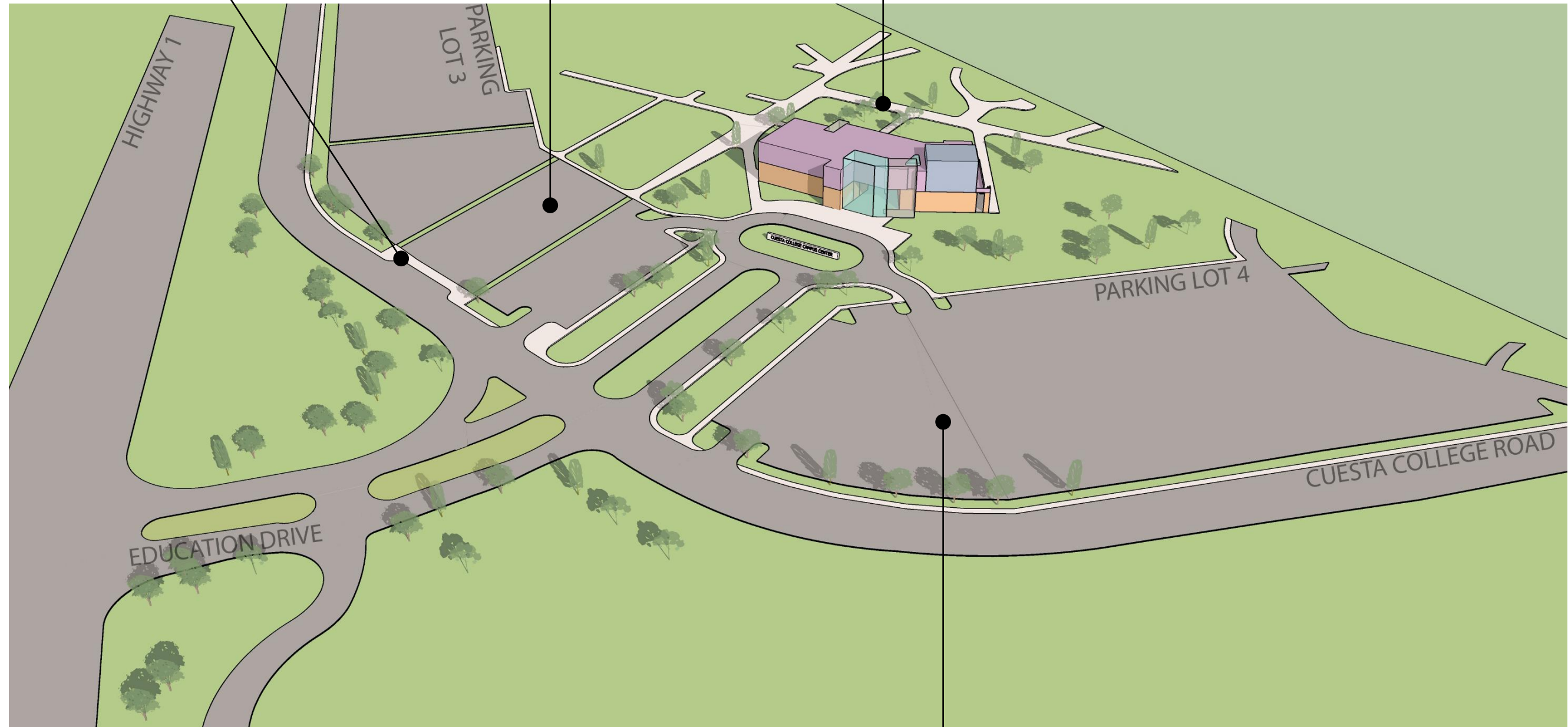
AUGUST 11, 2020
CUESTA COLLEGE CAMPUS CENTER
 PROPOSED SECOND FLOOR PLAN



NEW BUS STOP

EXPANDED PARKING

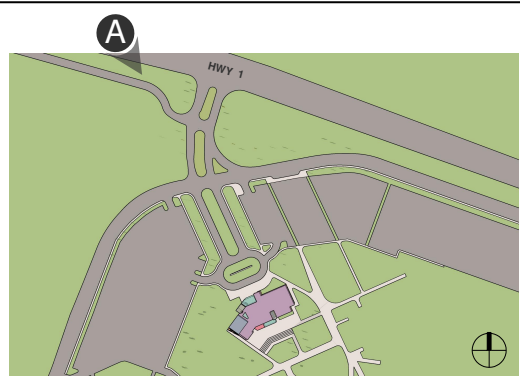
NEW CAMPUS CENTER



EXPANDED PARKING

A. AERIAL PERSPECTIVE

KEY PLAN



AUGUST 11, 2020
CUESTA COLLEGE SLO CAMPUS CENTER
 SITE PLAN 3D VIEWS

196
 ARCHITECTS

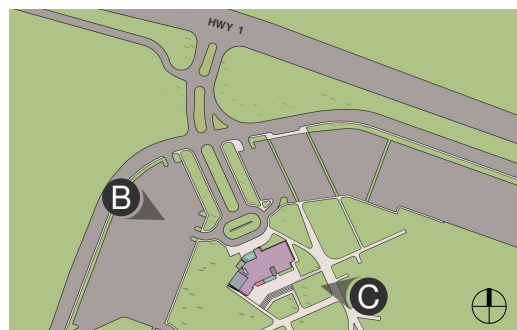
B. FRONT BUILDING PERSPECTIVE



C. REAR BUILDING PERSPECTIVE



KEY PLAN




AUGUST 11, 2020
CUESTA COLLEGE SLO CAMPUS CENTER
SITE PLAN 3D VIEWS

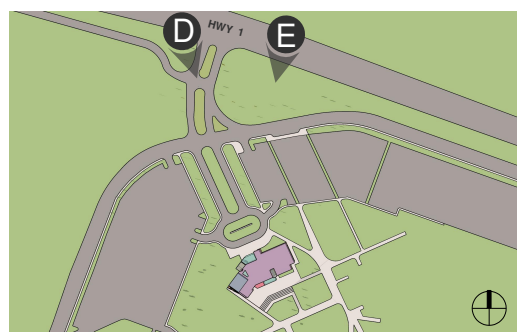
D. HWY 1 SOUTH-BOUND
APPROACH VIEW




E. HWY 1 NORTH-BOUND
APPROACH VIEW



KEY PLAN





F. EDUCATION DRIVE APPROACH VIEW

KEY PLAN

