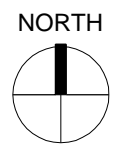


 LOBBY: WELCOME / HELP / COMPUTER / CAFE	5,345 SF
 STUDENT SERVICES	7,560 SF
 BUILDING FLOOR SUPPORT SPACES	2,805 SF
<hr/>	
FIRST FLOOR TOTAL	15,710 GSF
FIRST FLOOR OUTDOOR PATIOS TOTAL	1,375 GSF
<hr/>	
OVERALL FIRST AND SECOND FLOOR TOTAL	29,340 GSF
OVERALL OUTDOOR PATIO / TERRACE TOTAL	1,880 GSF



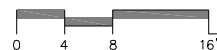
JULY 24, 2020
CUESTA COLLEGE SLO CAMPUS CENTER
 PROPOSED FIRST FLOOR PLAN





LOBBY / MAIN CIRCULATION	2,035 SF
PRESIDENT'S SUITE	1,495 SF
BOARD ROOM	1,640 SF
FOUNDATION / MARKETING SUITE	1,570 SF
HUMAN RESOURCES	1,590 SF
ADMIN / FISCAL / ACCOUNTING DEPARTMENT	3,040 SF
STAFF BREAK ROOM	400 SF
BUILDING FLOOR SUPPORT SPACES	1,850 SF

SECOND FLOOR TOTAL 13,630 GSF
 SECOND FLOOR OUTDOOR TERRACE 505 GSF



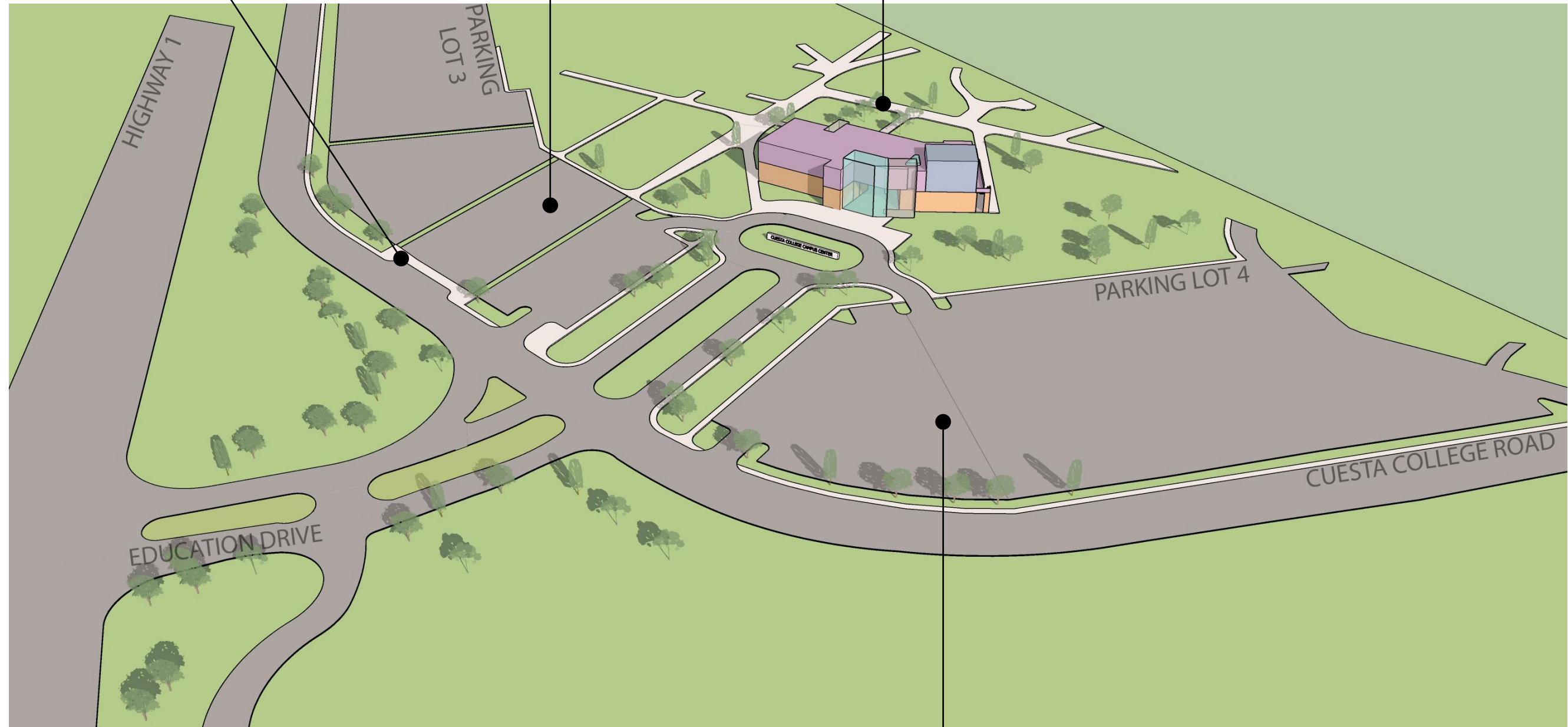
JULY 24, 2020
CUESTA COLLEGE SLO CAMPUS CENTER
 PROPOSED SECOND FLOOR PLAN



NEW BUS STOP

EXPANDED PARKING

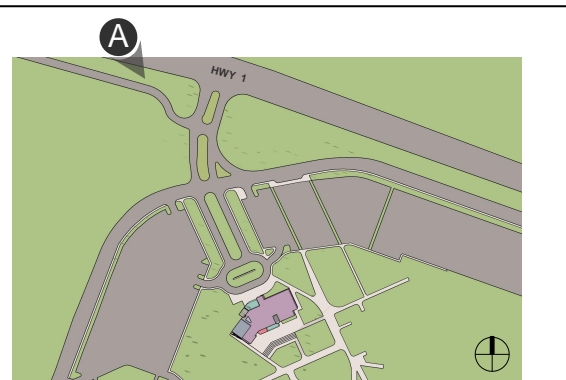
NEW CAMPUS CENTER



EXPANDED PARKING

A. AERIAL PERSPECTIVE

KEY PLAN



JUNE 25, 2020

CUESTA COLLEGE SLO CAMPUS CENTER

SITE PLAN 3D VIEWS

19-6
ARCHITECTS

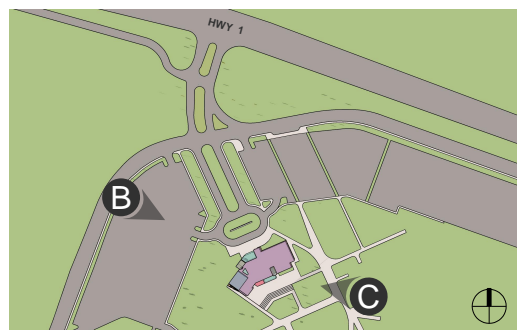
B. FRONT BUILDING PERSPECTIVE



C. REAR BUILDING PERSPECTIVE



KEY PLAN

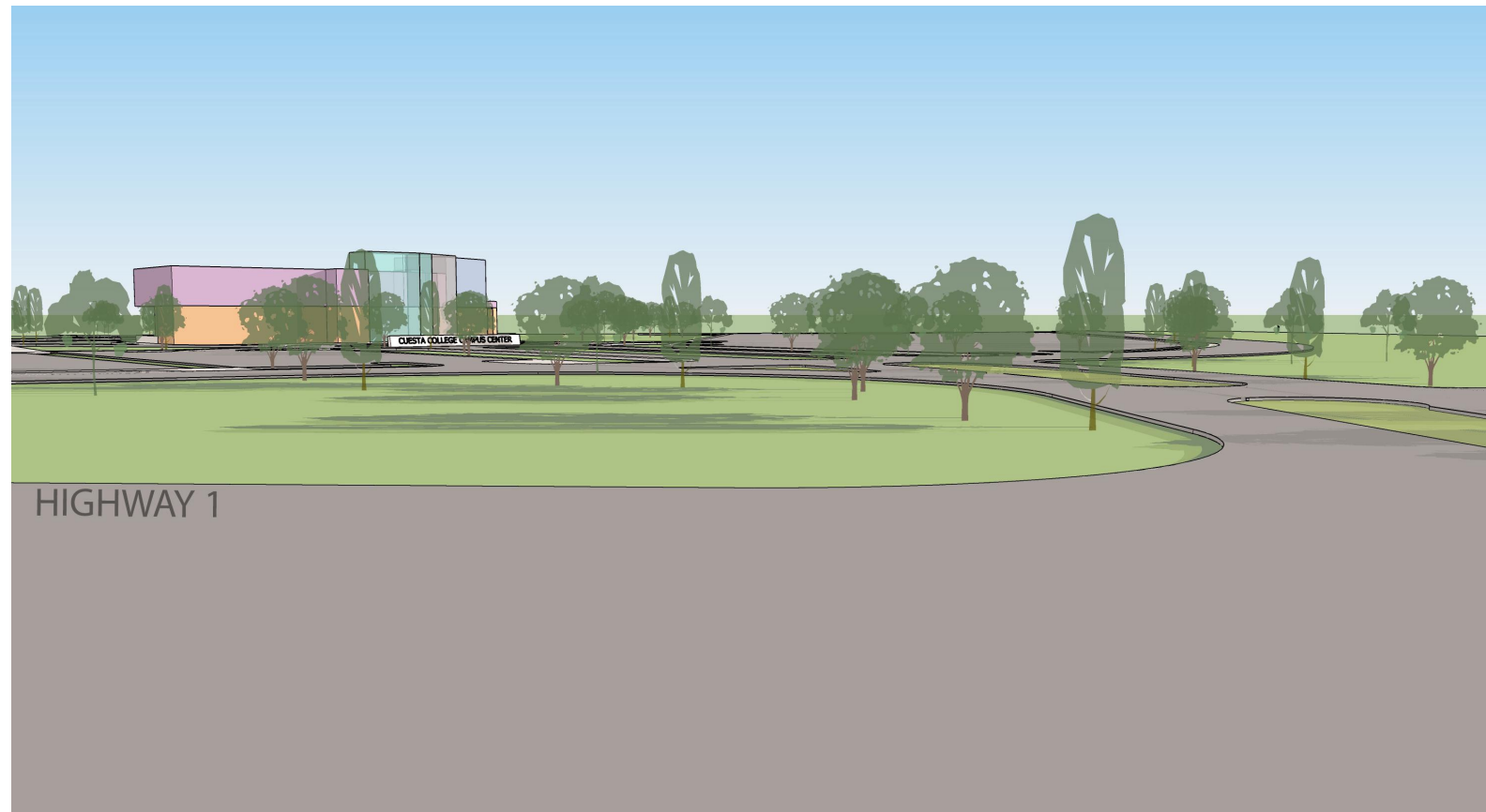


JUNE 25, 2020
CUESTA COLLEGE SLO CAMPUS CENTER
SITE PLAN 3D VIEWS

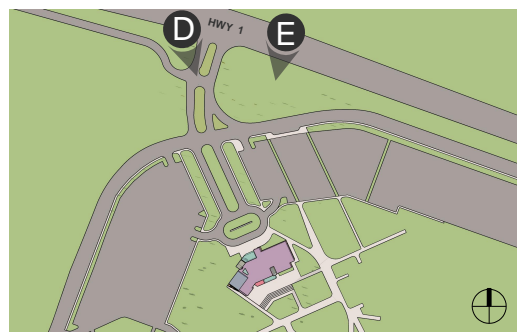
D. HWY 1 SOUTH-BOUND
APPROACH VIEW




E. HWY 1 NORTH-BOUND
APPROACH VIEW



KEY PLAN





F. EDUCATION DRIVE APPROACH VIEW

KEY PLAN

